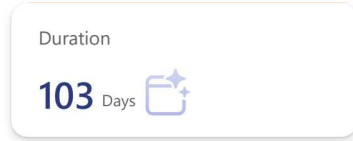
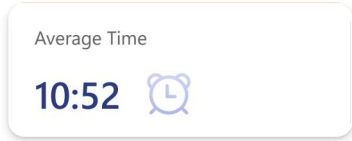
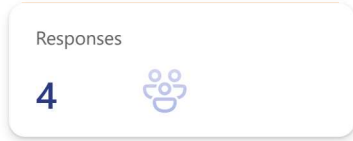
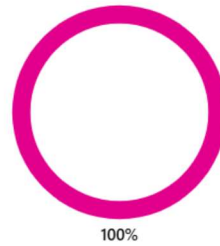


### Responses Overview Active



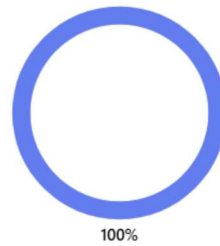
1. Are you the person receiving services at Worcester Resource Centre?

- Yes 0
- No 4
- Other 0



2. Are you the carer, representative or guardian of the person receiving Day Services?

- Yes 4
- No 0
- Other 0



3. Please rate your satisfaction with Worcester Resource Centre?

- Very satisfied
- Satisfied
- Neutral
- Dissatisfied
- Very dissatisfied



4. If we were to relocate Worcester Resource Centre to Greenhill lodge in Worcester, what would you or the person that you care for need to help with the transition? (For example, phased transition or help to make new travel arrangements)

4  
Responses

Latest Responses

"Huge disruption for service users who have enjoyed this centre for many years. It..."

"No answer given"

"No answer given"

...

5. Are there any challenges that you face using Worcester Resource Centre services?

4  
Responses

Latest Responses

"Extra cost of taxi and extra time need for travel"

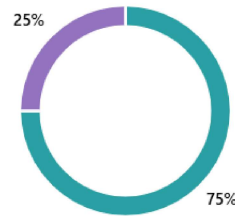
"No answer given"

"No answer given"

...

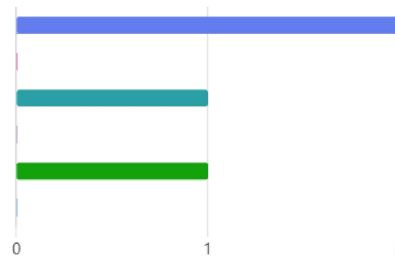
6. How do you feel about the idea of the day service moving to a new location?

- Very good 0
- good 0
- Fair 3
- Poor 1



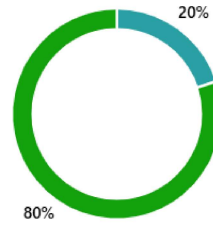
7. What is the distance travelled from home to Day Services (Each Way)

- 0 - 2 Miles 2
- 3 - 5 Miles 0
- 6 - 10 Miles 1
- 11 - 15 Miles 0
- 16 - 20 Miles 1
- 21 Miles plus 0




8. What transport do you, or the person you care for, use to get from/to the replacement care provision? (Tick all that apply)

- Public Transport (Such as bus or train) 0
- Family provides the transportation 0
- Council provides the transportation 1
- I walk to the Centre 0
- Other 4



9. Would your current transport arrangements change if the Day Centre was to relocate to Greenhill Lodge - (Greenhill Lodge, Merrimans Hill Road, Worcester WR3 8LE)

- Yes 0
- No 4



10. What facilities or features are important to you in a day service location

4 Responses

Latest Responses

- "Cool environment essential, not too much noise. Consistency of staff"
- "Liking the staff, friends and activities"
- "Seeing my friends, doing activities with the lovely staff, I like sewing, music with R..."
- ...

11. What would you want to see in a new location (e.g., quiet spaces, outdoor areas, sensory rooms)?

4 Responses

Latest Responses

- "all of the above"
- "Sining with Ray, playing botsa, painting, watching DVDs, easy to get around and ..."
- "Close to shops, Transport to all go out for the day which does not happen now, k..."
- ...

12. What times or days work best for you to visit or learn about the potential new site?

● 9am - 12pm ● 12:30pm - 4:00pm ● 4:30 - 6:30pm

Monday

Tuesday

Wednesday

Thursday

Friday

